






## TWIN SERIES PIPE & TUBE CLAMPS



## THE HYDRAULIC EXPERTS

Hyd-Air Engineering Works Goa was established in 1982 by the late Dr. Y.E. Moochhala, a Ph.D in Mechanical Engineering from Northwestern University, USA. Headquartered in Mumbai, with a factory located in Goa, the team at Hyd-Air has more than 30 years of expertise in the design, engineering & manufacture of Pipe Clamps, SAE Flanges and Hydraulic Fittings. Our client in India and abroad include large industrial houses, power generation units, steel and ore processing units and shipyards.



IN HOUSE 2D  
AND 3D DESIGN  
CAPABILITIES

# TWIN CLAMP

## KEY CLIENTS

Bharat Heavy Electricals Ltd  
Bharat Earth Movers Limited  
Bosch Rexroth India  
Essar Steel  
Garden Reach Ship  
Builders & Engineers  
Goa Shipyard  
Integral Coach Factory  
Jindal Steel

Mazgaon Dock  
Mecon  
Putzmeister India  
Rashtriya Ispat Nigam (RINL)  
SAIL – Bokaro, RSP, BSP, IISCO  
Siemens  
SMS Siemag  
Shriram EPC  
Tata Steel

## Hyd-Air Twin Clamp Series : DIN 3015-3

Clamping of pipes in installations is required for purposes of damping vibrations, providing support to the installation and preventing loosening of joints and welds.

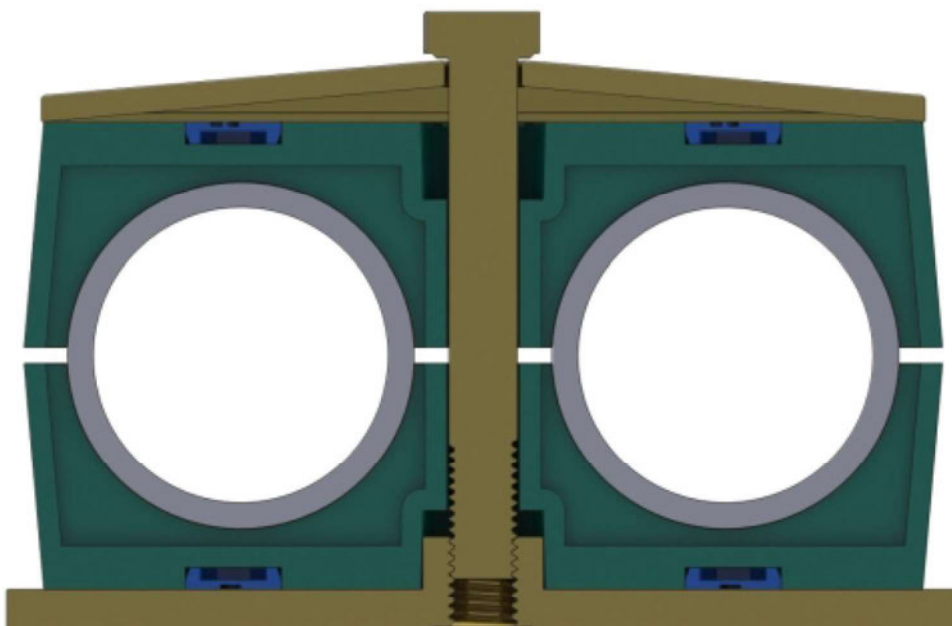
Hyd-Air Pipe Clamps, with their unique 5/6 construction design, prevent the transmission of vibrations from the pipe to the frame and vice versa. They also provide rigid support to the pipe both in the lateral and longitudinal directions, relieving stresses caused by unequal movements in the pipeline.

Piping installations can be rigidly and safely mounted without any vibration transmittal with the use of these type of clamps. High-impact forces encountered in rolling mills, gun installations, military equipment, ships and other such applications are damped and not transmitted. The rigidity provided by these clamps and the choice of the clamp material prevents the loosening of joints and consequent leakages in the system.

For mounting multiple parallel pipelines (either horizontal or vertical), clamps were traditionally placed on mounting rails or were combined together. In order to provide an integrated system for clamping multiple pipelines, HYD-AIR has introduced the TWIN CLAMP SERIES.

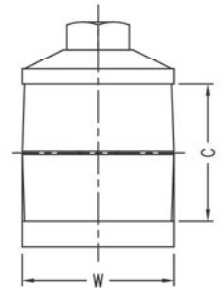
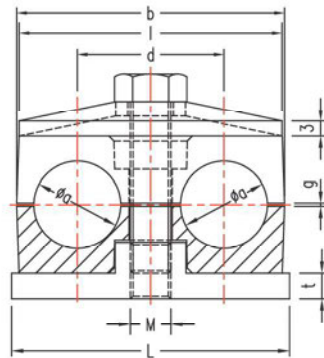

The HYD-AIR TWIN CLAMPS are available for pipe and tube fitments and are designed according to the standards outlined in DIN 3015 – 3.

The HYD-AIR TWIN CLAMPS range from Ø 6 0D to Ø 42 0D and are available in polypropylene and polyamide.

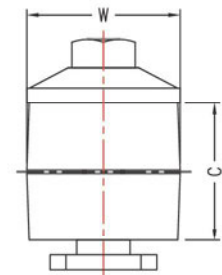
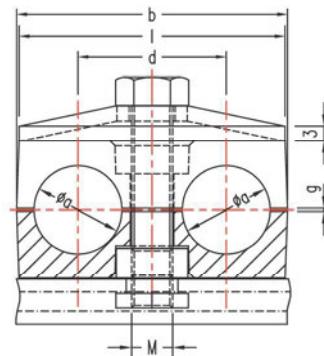





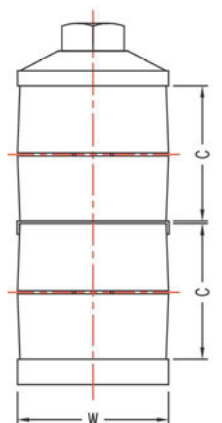
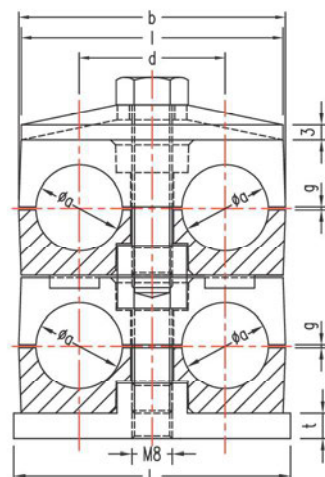

## ASSEMBLY WITH WELD PLATE, TOP PLATE & HEX BOLTS.



## ASSEMBLY TOP PLATE, HEX.BOLT & 'T' NUT.



## ASSEMBLY TOP PLATE, INTERMEDIATE PLATE, INTERMEDIATES BOLT, HEX BOLT AND WELD PLATE:- VERTICAL MOUNTING.



GROUP	PIPE SIZE (a)			b	C	d	g	t	L	I	M	TOP PLATE HEX BOLTS & WELD PLATE ASSY. PART NO.	TOP PLATE HEX BOLTS & 'T' NUT ASSY. PART NO.	VERTICAL MOUNTING ASSY. PART NO.
	MM OD	INCH OD	INCH NB											
1T	6	1/4		36	27	20	1.5	3	37	34	M6	P1T 1.06 ...	P1T 1.06 CH ...	2VP1T 1.06 ...
	8											P1T 1.08 ...	P1T 1.08 CH ...	2VP1T 1.08 ...
	10	3/8	1/8									P1T 1.10 ...	P1T 1.10 CH ...	2VP1T 1.10 ...
	12											P1T 1.12 ...	P1T 1.12 CH ...	2VP1T 1.12 ...
2T	13	1/2		53	26	29	2.5	5	55	52		P2T 1.13 ...	P2T 1.13 CH ...	2VP2T 1.13 ...
	14		1/4									P2T 1.14 ...	P2T 1.14 CH ...	2VP2T 1.14 ...
	16	5/8	3/8									P2T 1.16 ...	P2T 1.16 CH ...	2VP2T 1.16 ...
	18											P2T 1.18 ...	P2T 1.18 CH ...	2VP2T 1.18 ...
3T	19	3/4		67	37	36	2.5	5	70	65	M8	P3T 1.19 ...	P3T 1.19 CH ...	2VP3T 1.19 ...
	20											P3T 1.20 ...	P3T 1.20 CH ...	2VP3T 1.20 ...
	22	7/8	1/2									P3T 1.22 ...	P3T 1.22 CH ...	2VP3T 1.22 ...
	25	1										P3T 1.25 ...	P3T 1.25 CH ...	2VP3T 1.25 ...
4T	27		3/4	82	41	45	2.5	5	85	79		P4T 1.27 ...	P4T 1.27 CH ...	2VP4T 1.27 ...
	28											P4T 1.28 ...	P4T 1.28 CH ...	2VP4T 1.28 ...
	30											P4T 1.30 ...	P4T 1.30 CH ...	2VP4T 1.30 ...
5T	32	1.1/4	3/4	106	54	56	2.5	5	110	102		P5T 1.32 ...	P5T 1.32 CH ...	2VP5T 1.32 ...
	34		1									P5T 1.34 ...	P5T 1.34 CH ...	2VP5T 1.34 ...
	35											P5T 1.35 ...	P5T 1.35 CH ...	2VP5T 1.35 ...
	38	1.1/2										P5T 1.38 ...	P5T 1.38 CH ...	2VP5T 1.38 ...
	40											P5T 1.40 ...	P5T 1.40 CH ...	2VP5T 1.40 ...
	42											P5T 1.42 ...	P5T 1.42 CH ...	2VP5T 1.42 ...

## HOW TO ORDER

### (A) For Single Clamps

Pipe Clamp Assembly P  
 Group Number 1T,2T,...  
 For Assembly with  
 Top plate and Hex Bolts: 1  
 OD OF Pipe / Tube : in mm  
 For weld plate mounting No Symbol  
 For Channel mounting with 'T' Nut CH  
 Material  
 Polypropylene: NO SYMBOL  
 Polyamide: PA

### (B) For Multiple Clamps on Single Weld Plate

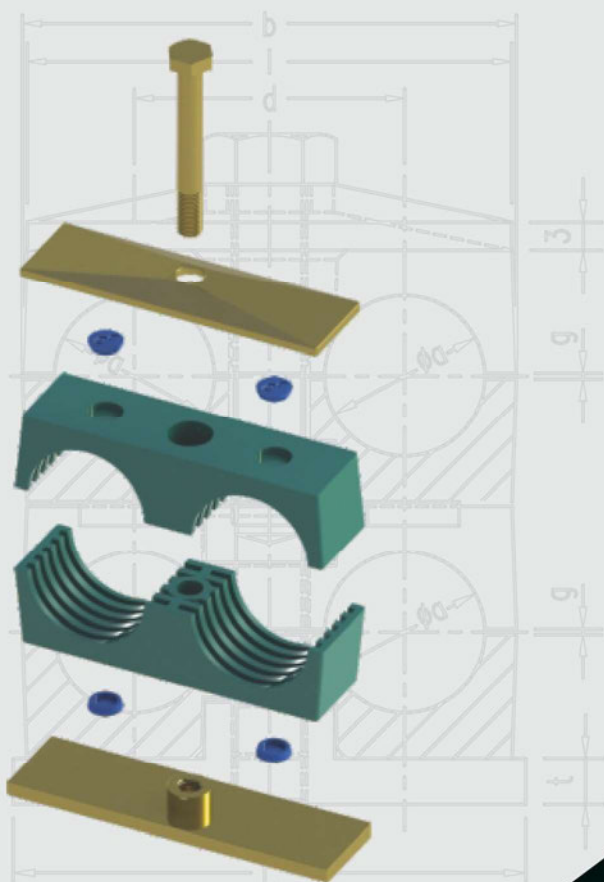
Number of Clamps:  
 Vertical Mounting : V  
 Pipe Clamp Assembly.: 1  
 Group Number 1T,2T,...  
 Multiple Clamps : Are always ordered with  
 Top,plate and Hex Bolts  
 Outside Diameter for Pipe / Tube in their order :  
 (a) For Vertical Mounting : Starting from Weld Plate up  
 (b) For Horizontal Mounting : Starting from left to right  
 Material  
 Polypropylene: NO SYMBOL  
 Polyamide: PA



ISO-9001 REGISTERED FIRM  
Det Norske veritas B.V., THE NETHERLANDS

**CORPORATE OFFICE:**  
J.V. Patel I.T.I Compound,  
B. Madhurkar Marg,  
Mumbai 400013 INDIA  
Tel.: +91- 22-43338000 / 24304411  
Fax: +91- 22-43338001 / 24362160  
E-commerce : sales@fluidcontrols.com  
Website: www.fluidcontrols.com

**FACTORY GOA:**  
Shed No. D-2/29, Tivim Industrial Estate  
Mapusa- 403 526 Goa INDIA  
Tel.: +91-832-2257364 Fax: +91-832-2257624  
E-commerce: sales@fluidcontrols.com  
Website: www.fluidcontrols.com



Associated  
companies  
and products:



**H-A**® HYD-AIR

**FC**® FLUID CONTROLS

Channel Partner



**LMG HYDRO PNEUMATICS**

SA, N. C. Dutta Sarani, Kolkata - 700 001  
+91 99031 00852  
+91 33 22313479/80  
Lmghydro@gmail.com / asf@Lmghydro.com  
www.lmghydro.com